

# AM4815ZTL - EDGE



**Marque:**  
**Code produit:** AM4815ZTL










## Courte description

1.3 Megapixel Edge sensor  
Long working distance  
10-140x magnification  
Polarizer (anti-reflection)  
EDR & EDOF

## Description

The Dino-Lite Edge models provide superior image quality and a high level of flexibility due to the adaptable cap design. The built-in adjustable polarizer reduces glare and reflection on shiny objects.

---

 <b>USB 2.0</b>	 <b>Long working distance</b>	 <b>Continuous ~10x - 140x</b>
 <b>Magnification lock</b>	 <b>Extended Dynamic Range EDR</b>	 <b>Extended Depth Of Field EDOF</b>
 <b>1.3 megapixel 1280 x 1024</b>	 <b>Measurement functionality</b>	 <b>8 White LEDs switchable</b>



With the Extended Dynamic Range (EDR) feature, the details of darker or brighter areas within the object can be revealed by stacking images at different exposure levels. The Extended Depth of Field (EDOF) feature automatically stacks images at different focus level to improve the depth of field on rough or uneven surfaces. Different caps are supplied with the microscope making the Dino-Lite Edge the perfect choice for any professional application. Together with the long working distance of up to 23 centimetres the AM4815ZTL is the ideal choice in situations, where real time images are vital, such as working on PCB's or other miniature objects.

*(\*At the moment EDR/EDOF only functions under Windows OS)*

#### Working distance/field of view/depth of field

MAGNIFICATION RATE	WORKING DISTANCE*	FIELD OF VIEW(X)	FIELD OF VIEW(Y)	DEPTH OF FIELD
Listed values may differ slightly	* Without front cap			Unit = mm
10	234.5	39.0	31.2	12
20	112.5	19.5	15.6	4.5
30	72.5	13.0	10.4	3.1
40	54.5	9.8	7.8	1.8
50	43.5	7.8	6.2	1.2
60	37.5	6.5	5.2	0.9
70	33.7	5.6	4.5	0.6
80	31.3	4.9	3.9	0.5
90	29.9	4.3	3.5	0.37
100	29.2	3.9	3.1	0.28
110	29.1	3.5	2.8	0.22
120	29.3	3.3	2.6	0.17
130	29.8	3.0	2.4	0.12
140	30.5	2.8	2.2	0.09

#### Spécification

Lighting

Light/ LED type	White
Number of LEDs	8
LED on/off switchable:	Yes
Infrared filter	IR cut-filter >650 nm
Diffuser available	Yes (N3C-D included)
Emission filter	No
Polarizer	Yes, linear
<b>Optics</b>	
Magnification	10x ~ 140x
Macro zoom	No
Working distance	Long
Lens type	Glass with anti-reflection coating
<b>Sensor</b>	
Sensor type	CMOS
Resolution	1.3 Megapixel (1280x1024)
Maximum frame rate	30 fps
<b>Compatibility</b>	
Interface	USB 2.0
Operating system	Windows 7,8,10 & 11, MacOS 10.9 and up
Software	DinoCapture 2.0 (Windows), DinoXcope (Mac OS)
Supported image formats (Windows)	BMP, GIF, PNG, JPG, TIF, RAS, PNM, TGA, PCX, MNG, WBMP, JP2, JPC, PGX
Supported video formats (Windows)	WMV, FLV, SWF
Imaging standards	DirectShow, UVC
Wifi	Wireless-ready, requires the WF-10 WiFi streamer (optional)
<b>Housing</b>	
Housing material	Composite/ plastic housing
Magnification lock	Yes
Dimensions	10.5cm (L) x 3.2cm (D)
Weight	105g
Cable length	1.8m
<b>Features</b>	
Special feature	Extended Dynamic Range (EDR), Extended Depth of Field (EDOF)
Measurement	Yes
Calibration	Yes
Microtouch sensor	Yes
ESD safe	No
<b>Information</b>	

Package contents	Microscope, carry pouch, software CD, calibration target, user manual, N3C-O- Open cap, N3C-C- Closed cap, N3C-D- diffuser cap, N3C-E- extension cap, N3C-L- Long cap, N3C-S- Side light cap
Warranty information	2 years European warranty
Regulatory approval	CE, FCC, ROHS
Price range	€800,00 - €1000,00